



The Natural Form Pressure Air 2000 stays ahead of the curve in mattress technology. Substantial in thickness, firmness and comfort, it's die cut pattern of convoluted top foam provides ultimate comfort for patients at risk or in the early stages of decubitus ulcers, and allows air flow.


Natural Form Pressure Air 2000 Pressure Management Mattress

The Natural Form Pressure Air 2000 top layer of foam was designed specifically to enhance patient comfort while offering remedial support in the aid and prevention of vulnerable pressure sensitive areas, including pressure ulcers in their early stages. The die cut pattern contains over 2000 cells specifically fabricated to uniformly distribute the patient's body weight. No other company has manufactured a mattress with as many cells as our Pressure Air 2000. The convoluted pattern also helps reduce maceration as well as patient shear. The base layer of foam consists of 24 horizontal die cuts that softens the overall feel of the mattress. These special die cuts allow the top foam layer to move more freely, helping reduce patient shear, and enhance air flow. The base layer also contains a five degree heel slope designed to alleviate pressure on sensitive areas of the patient's heels.

The DermaPlush cover is a breathable, urethane knit synthetic, infinite stretch material with a low moisture vapor transmission (MVT) rate, that prevents fluids from entering the mattress. It is antibacterial and meets federal guidelines for fire resistance and strength. The cover also has a non-skid bottom surface, and a three sided zipper for easy removal, and a zipper flap for increased infection control.

Side bolsters come as an optional feature that raise the side of the mattress two inches above the surface and reminds the patient that they are close to the edge of the bed. The bolsters are reinforced with a sturdy foam, surrounding the perimeter of the mattress. Cut-outs are also centered on the bolsters to allow for easy patient ingress/egress.

The standard size of the Natural Form Pressure Air 2000 is 35" x 80" x 6" and the maximum weight is 500 lbs. Custom sizes, including bariatric, are available to accommodate the patient's bed frame size. All Natural Form mattresses are compliant with 1633, Cal TB 129, ASTM E 1590 and BFDIX-11 (Boston) fire safety regulations. Five year warranty on the Pressure Air 2000. All components latex free.



Derma-Plush Cover

- Urethane knit synthetic multi-stretch top fabric
- Permanent fluid barrier with low moisture vapor transmission
- Antimicrobial and antifungal
- Helps reduce patient shear
- Launderable, machine washable
- Three sided zipper for easy removal with zipper flap

Convoluted Top Layer

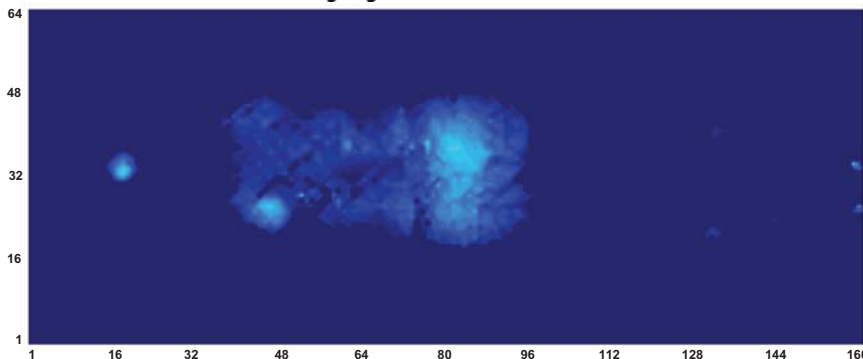
- 2.5" antimicrobial die cut convoluted foam
- Designed with over 2,000 individual 1" die cuts
- Side bolsters (shown) available

Base Layer

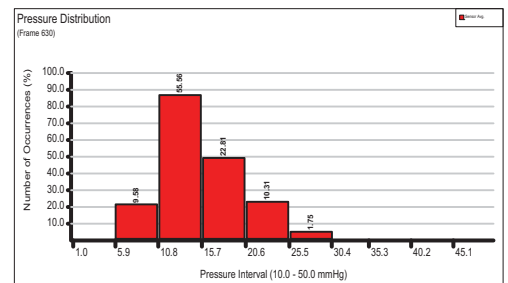
- 3.5" antimicrobial base foam
- Designed with 24 die cuts on the top of the base layer giving top layer added flexibility and responsiveness
- 5 degree heel slope redistributes pressure from the patient's heels onto the legs, assisting with the prevention and the maintenance of pressure ulcers

XSENSOR™ Technology Corporation
Innovators in Pressure Imaging

File: Natural Form Pressure Air 2000
Frame: 2630
Range: 10.0 to 200.0 mmHg
Avg/Peak: 15.1/ 27.6 mmHg
Area: 342 in²



50.0	0
45.7	0
41.4	0
37.1	0
32.8	0
28.5	0
24.2	27
19.9	68
15.6	133
11.3	243
7.0	597
3.0	800



- * Pressure Mapping readings taken from Natural Form Pressure Air 2000 mattress using XSENSOR X3 MEDICAL version 6.0
- * Patient lying in supine position for 15 minutes while testing
Sex: Male Age: 54 Height: 5'11" Weight: 240 lbs
- * 98% of total body area is displaced with a reading under 24 mmHg
- * Average Pressure is 15.5 mmHg
- * Pressure relieving is under 32 mmHg